

These pictures (larger versions) are part of the children's booklet to be played as activities.

© 2009 Terezinha Nunes

Maths session 1

BK 1




Child's name: _____

Date: _____


School: _____

Player 1







1A



Player 2




Money Board



© 2009 Terezinha Nunes

Maths session 2




BK 2

Child's name: _____

Date: _____




School: _____

Player 1



Player 2

2A



© 2009 Terezinha Nunes

Maths session 3



BK 3



Child's name: _____


Date: _____

School: _____



© 2009 Terezinha Nunes

Maths session 4



BK 4

Child's name: _____

Date: _____

School: _____

Making 20p

