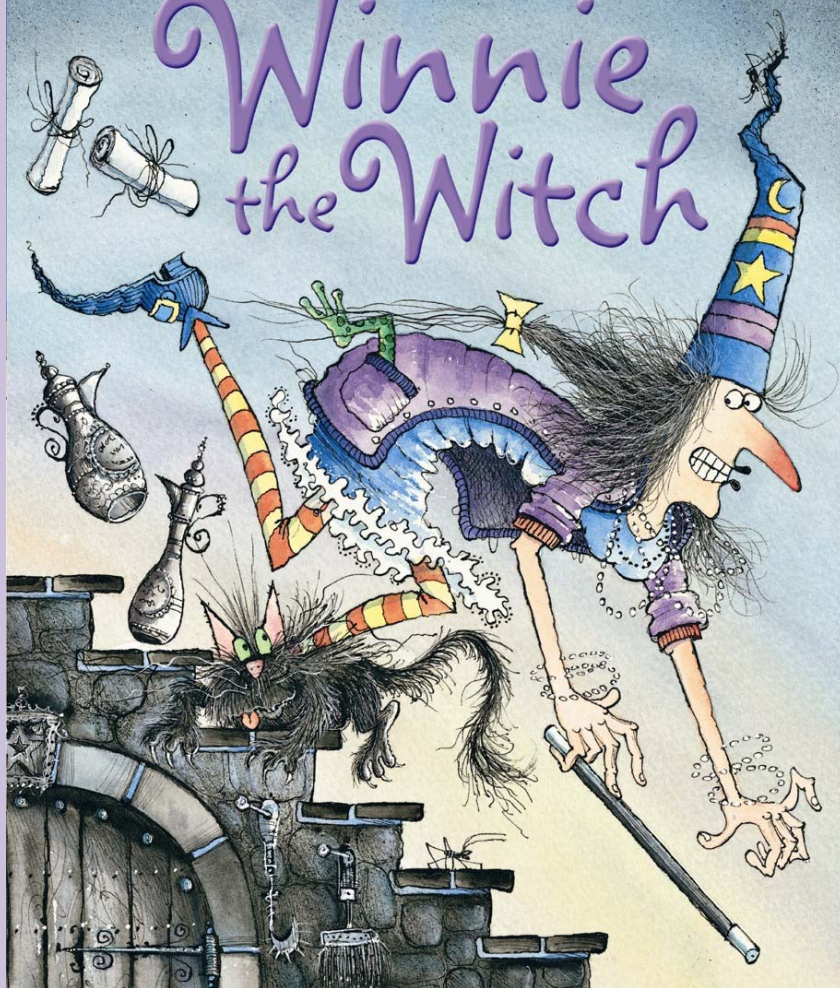


IT Wilbur

- This teacher led activity aims to encourage the children to do story writing within the structure of a familiar book ('Winnie the Witch').
- There are 6 picture slides which cue the children into the writing of their own version of the story from the cat's perspective. The presentation is designed to be shown to the children slide by slide while they compose their stories in the workbook provided. During the presentation, to go to the next picture slide, just press the space bar.
- Before starting the task children must be familiar with the abridged 'Winnie the Witch' book -which you can find in the Book's corner of our website <http://www.education.ox.ac.uk/research/resgroup/cl/ndcs/>
- The workbook 4 should be printed and distributed to the children before starting the presentation. The workbook 4 should be completed alongside the IT presentation. The workbook 4 can be found in our resources page in week 10.
- Children should be encouraged to create their own detailed version of Wilbur's experience and then share their written stories with the class.

Valerie Thomas and Korky Paul

Winnie the Witch



Willbur


My name is Wilbur.
I live with Winnie the Witch
in a black house...



When I sit on the black
chairs ...



If I sit on the black stairs ...






When I am in the garden...



Now I am ...





The End!