

# Week 4 Board Game 9

## 'One or more?' Dominoes

### **Aim:**

- To reinforce the addition of 's' to denote 'more than one'.


### **Number of players: 2-3**

### **How to play:**

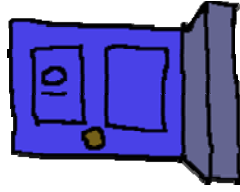
Deal the domino cards to each player.

- They roll a dice and the highest score starts.
- The first child puts down one card.
- The next child tries to add a corresponding card to one end of the original card - picture to word/ word to picture.
- If a child does not have a suitable card, the turn is taken by the next player.
- The winner is the first player to use up all their cards by placing them next to the appropriate word/picture.
- N.B. There are 2 sets of Domino cards, making 2 different games.


door



flowers



car



spoon



mats



ball



dancer



bags



doors




island



islands



clock



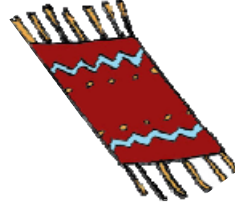
flower



tie



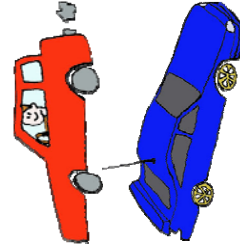
spoons



mat




magician




cars



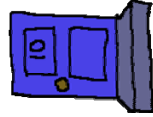

window



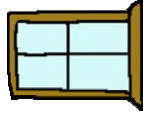
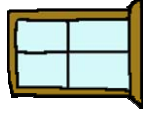
windows



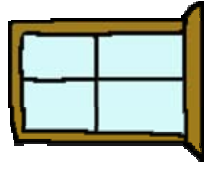
bag



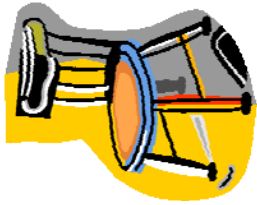
dancers



footballer



bikes



shoes



hat



trains



boats




eggs



tree



ice-creams



chairs




pictures



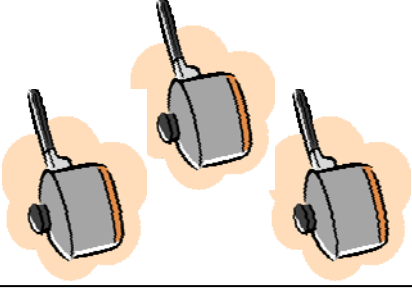
table



saucepan



apples



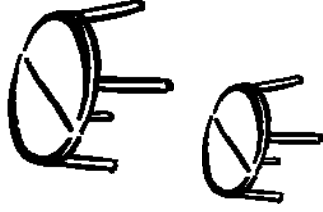
keys



square

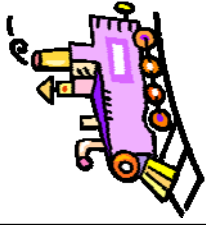


mountains

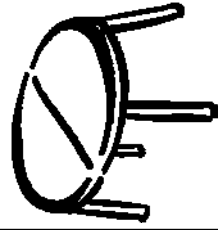


Dominoes Game 2

cats



sweet



Mobile

'phones

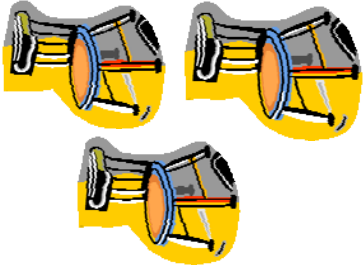


# Dominoes Game 2

bike



boat



chair



apple



train



ice-cream




saucepans



mountain



Mobile 'phone



shoe




egg



picture



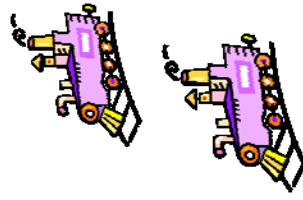
key



cat



hats



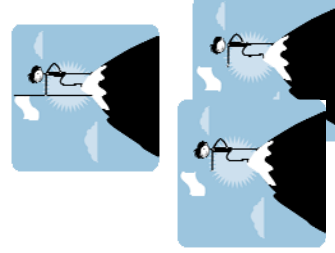
trees



tables



squares



sweets

