

Week 8 Board Game 19

Reverse Game - 'un-', 'dis-', '-less'

Aim:

To give children practice in identifying opposites of words

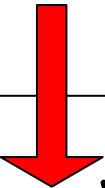


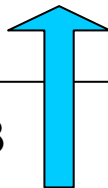

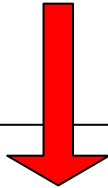


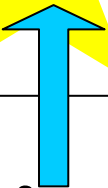

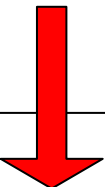


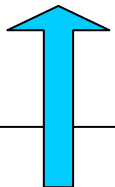

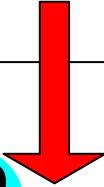

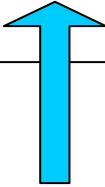


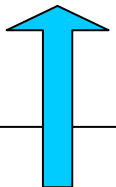

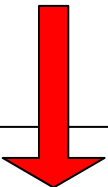


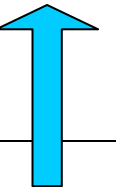

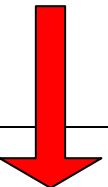
Procedure:

A game for 2 players

(You will need a dice and counters)

How to play:

1. Put the counters on square 1 and throw the dice.
2. Move the counter the correct number of jumps as on the dice.
3. If you land on a stem word, the arrow will move your counter **up** to the above square.
4. If you land on a stem word with an 'un' 'dis' or 'less' added to it, you move your counter **down**, in the opposite direction, to illustrate that it reverses the meaning.
5. If you land on a blank square, you stay there until the next turn.
6. The winner is the first player to get to the 'End' square.

25	26	27	28	29	30
 untidy 	  tidy 			 dislike 	 End  like 
13	14	15	16	17	18
 friendless 	  friend 	  disagree	 agree 	  do 	 undo 
1	2	3	4	5	6
	 happy 	 unhappy 